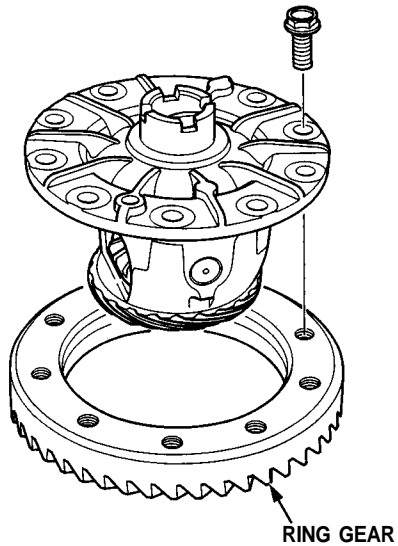


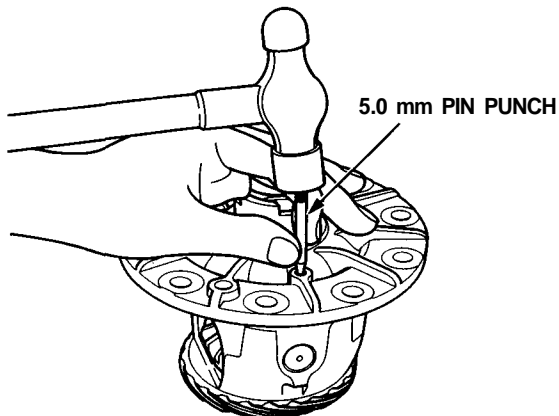
# Differential Case

## Disassembly

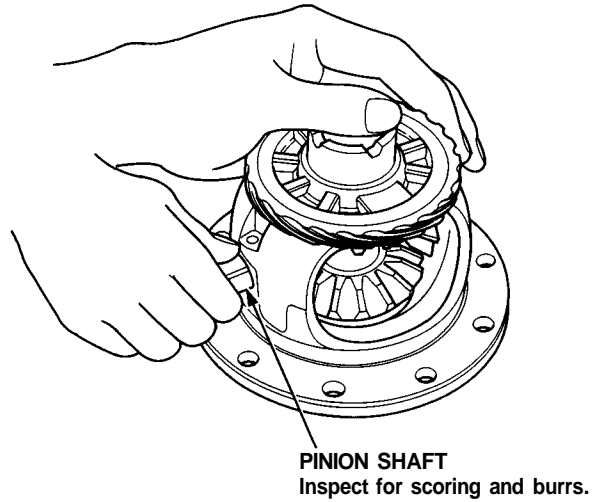
1. Remove the tapered roller bearings (page [15-13](#)).
2. Remove the ring gear.



3. Drive out 6 mm roll pin with a pin driver.



4. Remove the pinion shaft, pinion gears, side gears, thrust washers and thrust shims.



5. Wash the parts thoroughly in solvent and dry them with compressed air. Inspect all parts for wear or damage and replace any that are defective.